


Lighting Your Vision with Visioneering and Us!

Effective lighting is crucial for the success of interior architectural design, impacting aesthetics, functionality, and having universal significance across spaces. Visioneering®, is a versatile line of LED architectural luminaires that can be tailored to realize design concepts while meeting essential lighting requirements. As a premium lighting brand, Visioneering specializes in providing lighting solutions for a wide range of applications, including commercial, industrial, architectural, recreational, retail, and many more.




Visioneering's Architectural Lighting Solutions

Visioneering's architectural luminaires not only utilize the highest quality raw materials but also integrate leading-edge technology, intuitive functionality, optimal performance, and enhanced connectivity. This ultimately results in better lighting for the space and improved well-being for its occupants.




The ALLURA Series is a premium-grade pendant mounted luminaire featuring an architectural slim profile with soft curves and bi-directional illumination to enhance the visual space while offering endless design configurations.



Bevel showcases a contemporary design that provides subtle architectural flair to any ceiling. This recessed troffer features two angled lenses and a flat center rail which add depth and visual comfort while providing excellent controls and integrated lighting technology options.



The LMEZ linear architectural luminaires are offered in multiple size profiles and lens options that provide a sleek and clean design for modern spaces.



OnCurve Series is a family of fully luminous troffers providing dynamic styling and optimal illumination. OnCurve's two soft curved lens options provide low glare illumination and high visual comfort.



The OnCurve Wave The Wave features a combination of curved convex and concave lenses that bring organic flow and modern styling to any architectural space. Create a grand ceiling visual with the 4x4 and, for a more refined appearance, incorporate the 2x4.



Create recessed silhouettes with the Outline Series of geometrically shaped Visioneering luminaires. Featuring a one-piece continuous lens and multiple configurable options, the Outline Series combines modern styling with high visual comfort.



This Drop Lens luminaire is fabricated with an opal white acrylic lens designed for even illumination across the entire surface. The Quadra is available in flush mount, 1", 2", 3" or 4" drop lens options. It features clean and crisp corners with no visible hardware which enhances the architectural appeal of any modern space.



The Revel caters to modern spaces by providing a clean design and architectural appeal. Having two angled lenses and a sloped housing generates optimal illumination. This stylish luminaire features advanced controls and lighting technology options that provide tailored functionality for a wide range of applications.

To see the full portfolio line of luminaires from Visioneering, visit viscor.com

Get What You Want, When You Need It!

Premium quality products and quick delivery times are two of Viscor's cornerstones. We ship 90% of the Visioneering® products from our facility within 10 business days or less.

